

3TIER TABLE-SQUARE SHAPE ASSEMBLY INSTRUCTIONS



BOLT
(x44)




GLIDE
(x4)




#10 CAM LOCK
(x44)




#10 SCREW CAP
(x8)



BOTTOM TABLE (x1)




MIDDLE TABLE (x1)



TOP TABLE (x1)



TOE KICK (x2)




MIDDLE STAND PANEL (x2)



TOP STAND PANEL (x2)




TOP STAND SIDE
PANEL (x2)




MIDDLE STAND SIDE
PANEL (x2)



SIDE TOE KICK
(x2)



TOOLS NEEDED




NOTE: It is recommended that two persons assemble this unit.

1. **BOTTOM TABLE ASSEMBLE**

BOTTOM TABLE (x1)
TOE KICK (x2)
SIDE TOE KICK (x2)
#10 CAM LOCK (x12)
BOLT (x12)
GLIDE (x4)



1. Connect toe kick to side toe kick using bolts.
2. Insert and tighten #10 cam locks.
3. Repeat 1 & 2 connect other toe kick to side toe kicks.
4. Attach glides on the toe kick.
5. Connect toe kicks to bottom table using bolts.
6. Insert and tighten #10 cam locks.
7. Sit bottom table on floor.



2. **MIDDLE TABLE ASSEMBLE**

MIDDLE TABLE (x1)
MIDDLE STAND PANEL (x2)
MIDDLE STAND SIDE PANEL (x2)
#10 CAM LOCK (x16)
BOLT (x16)
#10 SCREW CAP (x4)

1. Connect middle stand panel to middle stand side panel using bolts.
2. Insert and tighten #10 cam locks.
3. Repeat 1 & 2 connect other middle stand panel to middle stand side panels.
4. Connect middle stand to bottom table using bolts.
5. Insert and tighten #10 cam locks.
6. Connect middle table to middle stand using bolts.
7. Insert and tighten #10 cam locks.
8. Install #10 screw caps.



3.

TOP TABLE ASSEMBLE

TOP TABLE (x1)

TOP STAND PANEL (x2)

TOP STAND SIDE PANEL (x2)

#10 CAM LOCK (x16)

BOLT (x16)

#10 SCREW CAP (x4)

1. Connect top stand panel to top stand side panel using bolts.
2. Insert and tighten #10 cam locks.
3. Repeat 1 & 2 connect other top stand panel to top stand side panels.
4. Connect top stand to middle table using bolts.
5. Insert and tighten #10 cam locks.
6. Connect top table to top stand using bolts.
7. Insert and tighten #10 cam locks.
8. Install #10 screw caps.

