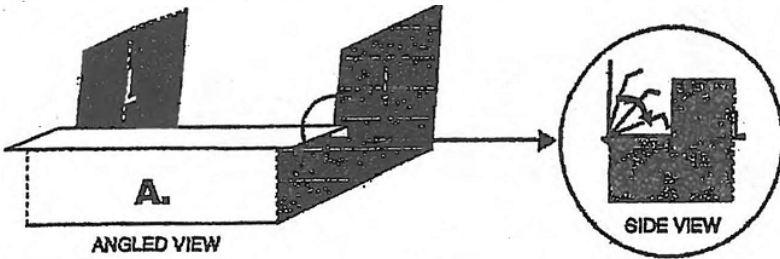
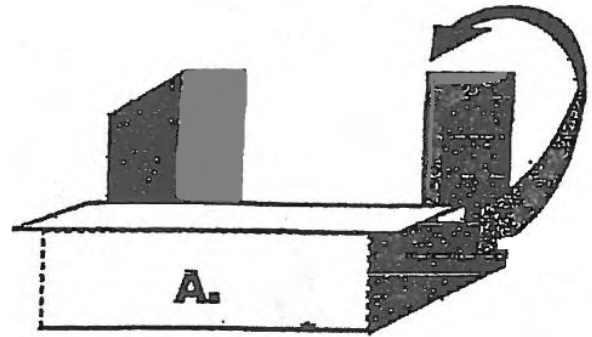
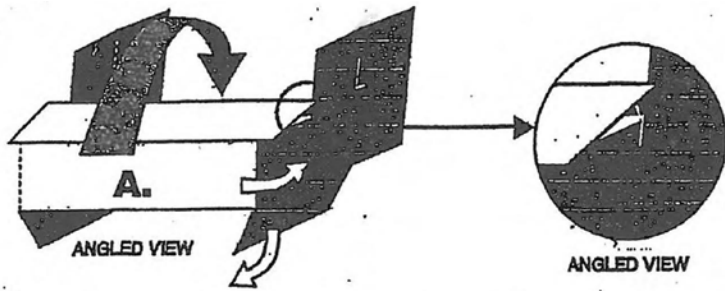
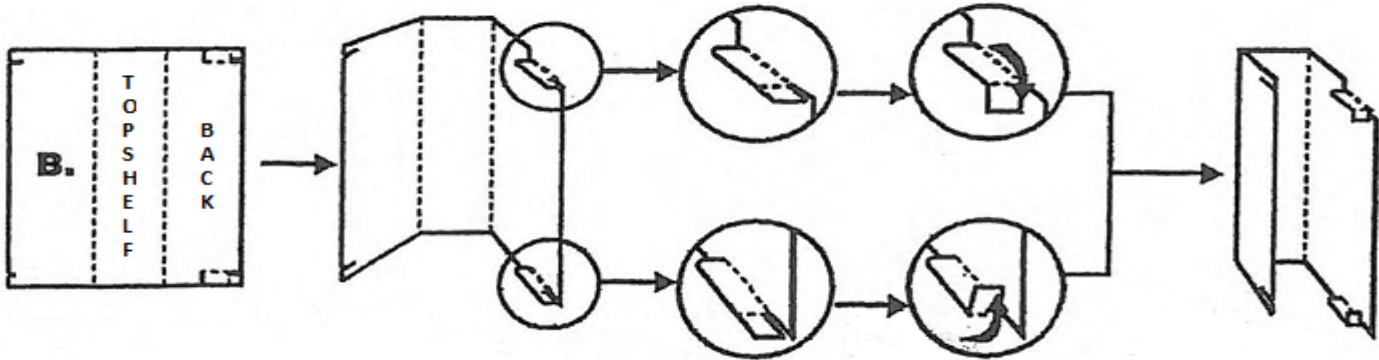
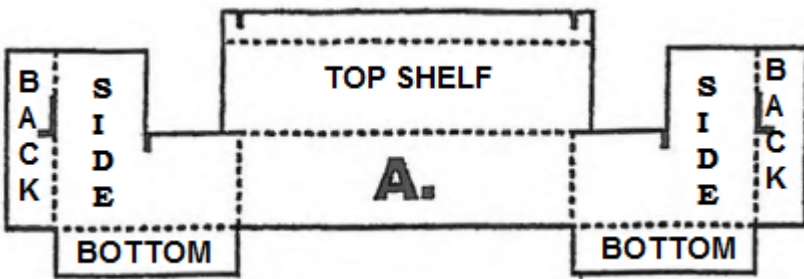


# #2STEP

YOU WILL RECEIVE 4 EACH OF PARTS A & B



## HELPFUL TIPS:

**PART A:** START WITH THIS PIECE. FOLD WHERE IT WANTS YOU TO FOLD. (SEE PIC)- THE "A" IS THE FRONT OF 1<sup>ST</sup> STEP. FOLD THE "SIDE" PIECES BACK. THEN FOLD THE "BACK" PIECES INWARD.

**PART B:** THE "B" IS THE FRONT OF 2<sup>ND</sup> STEP. THE BACK PANEL WILL SAY GERSHEL BROTHERS.

THE LITTLE TABS ON THE **BACK** OF **PART B** WILL FOLD INTO **PART A** TO HOLD STEPS IN PLACE.

